



# La Ropa




<b>ropa</b>	clothing
<b>camisa</b>	shirt
<b>camiseta</b>	T-shirt
<b>blusa</b>	blouse
<b>suéter</b>	sweater
<b>pantalones</b>	pants
<b>cortos, chortes</b>	shorts
<b>falda</b>	skirt
<b>vestido</b>	dress
<b>traje</b>	suit
<b>corbata</b>	tie
<b>chaleco</b>	vest
<b>traje de baño</b>	swimsuit
<b>pijamas</b>	pajamas
<b>calcetines</b>	socks
<b>zapatos</b>	shoes
<b>botas</b>	boots
<b>sandalias</b>	sandals
<b>pantuflos</b>	slippers
<b>abrigo</b>	coat
<b>chaqueta</b>	jacket
<b>impermeable</b>	raincoat
<b>sombrero</b>	hat
<b>bufanda</b>	scarf
<b>guantes</b>	gloves
<b>pañuelo</b>	handkerchief

<b>cinturón</b>	belt
<b>bolsa</b>	purse, bag
<b>cartera</b>	wallet
<b>paraguas</b>	umbrella
<b>anteojos</b>	glasses
<b>lentes</b>	sunglasses
<b>bracelete</b>	bracelet
<b>anillo</b>	ring
<b>collar</b>	necklace
<b>aretes</b>	earrings



# El Transporte

<b>avión</b>	airplane
<b>carro</b>	car
<b>camión</b>	truck
<b>bicicleta</b>	bicycle
<b>motocicleta (moto)</b>	motorcycle
<b>bote</b>	boat
<b>barco</b>	ship
<b>autobús (bus)</b>	bus
<b>tren</b>	train
<b>helicóptero</b>	helicopter
<b>taxi</b>	taxi
<b>metro</b>	subway
<b>a pie</b>	on foot



# Negación y Frecuencia

¿Con qué frecuencia . . . ? - *How often . . . ?*

<b>siempre</b>	always
<b>nunca</b>	never
<b>a veces</b>	sometimes
<b>todos los días</b>	everyday
<b>muchas veces</b>	often, usually
<b>sólo cuando</b>	only when
<b>todavía</b>	still
<b>durante</b>	during
<b>nada</b>	none, nothing
<b>nadie</b>	no one

Example: Yo **siempre** organizado mi cuarto. - *I always clean/organize my room.*

## Negation

To make a sentence negative, put **no** before the verb. To say *never* or *not ever*, put **nunca** before the verb.

**Nunca** tomo el autobús. *I never take the bus.*



In Spanish, you'll often see **no** and **nunca** or **no** and **nada** (nothing) together in the same sentence. In that case, be sure to put **no** in front of the verb, and **nunca** or **nada** after the verb.

**No** tomo el autobús **nunca**.  
Los sábados **no** hago **nada**.

*I never take the bus.*  
*On Saturdays I don't do anything.*

Another negative word is **nadie** (no one, nobody). It is always used with a singular verb form.

**No** toca la guitarra **nadie**.  
**Nadie** toca la guitarra.



*Nobody plays the guitar.*



## Discussing how often you do things

To find out how often a friend does things, ask:

¿**Con que frecuencia** desayunas?  
*How often (do you) . . . ?*

¿**Siempre** organizas tu cuarto?  
*(Do you) always . . . ?*

¿Y qué haces **durante** la semana?  
*. . . during the week?*

¿**Todavía** tocas la guitarra?  
*(Do you) still . . . ?*

Some responses might be:

Desayuno **todos los días**.  
*. . . every day.*

**Nunca** organizo mi cuarto.  
*I never . . .*

**A veces** cuido a mi hermano.  
*Sometimes . . .*

**Muchas veces** ayudo en casa.  
*Often I . . .*

Sí, pero **sólo cuando** no tengo tarea.  
*. . . only when . . .*

## Talking about what you do during a typical week

To find out what your friends typically do during the week, ask:

¿Qué haces **típicamente** durante el día?  
*What do you typically do during the day?*

¿Qué haces **por la mañana**?  
*What do you do in the morning?*

¿Practicas los deportes?

¿Qué haces **por la noche**?  
*What do you do at night?*

Some responses might be:

Asisto a clases y practico los deportes.

Termino mi tarea y desayuno con mi familia.

Sí, pero sólo **por la tarde**.  
*. . . in the afternoon.*

A veces voy a un restaurante para la cena.



# Los Verbos Regulares -ER

<b>aprender</b>	to learn
<b>beber</b>	to drink
<b>comer</b>	to eat
<b>cometer</b> (un error)	to make a mistake
<b>comprender</b>	to understand
<b>correr</b>	to run
<b>creer</b>	to believe
<b>deber</b>	to owe
<b>depender</b>	to depend
<b>leer</b>	to read
<b>poseer</b>	to own, possess
<b>romper</b> ( <i>quebrar, Mexico</i> )	to break
<b>temer</b>	to fear
<b>vender</b>	to sell



# Conjugating –ER Verbs:

- A **verb infinitive** tell you the action, but it doesn't tell you who's doing it.
- It is recognized in the English language by **the word 'to' in front of a verb** (example – 'to jump').
- In Spanish, a verb infinitive is most any **word that ends in –AR, –ER, or –IR.**

To conjugate an –ER verb, **drop the –ER and add:**

Subject Pronoun	Verb Ending ( <i>Spanish</i> )
yo	<b>-o</b>
tú	<b>-es</b>
él, ella, usted, object (singular)	<b>-e</b>
nosotros	<b>-emos</b>
ellos, ustedes, objects (plural)	<b>-en</b>

Example: **LEER**

Subject Pronoun	Verb ( <i>Spanish</i> )	Verb ( <i>English</i> )
yo	le <b>o</b>	I read
tú	le <b>es</b>	you (familiar) read
él, ella, usted, object (singular)	le <b>e</b>	he, she, you (formal), object reads
nosotros	le <b>emos</b>	we read
ellos, ustedes, objects (plural)	le <b>en</b>	they, you all (plural), objects read



# Los Verbos Regulares -IR

<b>abrir</b>	to open
<b>admitir</b>	to admit
<b>asistir</b>	to attend
<b>compartir</b>	to share
<b>confundir</b>	to confuse
<b>cubrir</b>	to cover
<b>decidir</b>	to decide
<b>describir</b>	to describe
<b>descubrir</b>	to discover
<b>discutir</b>	to discuss
<b>escribir</b>	to write
<b>existir</b>	to exist
<b>ocurrir</b>	to occur
<b>permitir</b>	to allow, permit
<b>prohibir</b>	to prohibit
<b>recibir</b>	to receive
<b>subir</b>	to climb, to go up/ascend
<b>sufrir</b>	to suffer
<b>unir</b>	to unite
<b>vivir</b>	to live



# Conjugating –IR Verbs:

- A **verb infinitive** tell you the action, but it doesn't tell you who's doing it.
- It is recognized in the English language by **the word 'to' in front of a verb** (example – 'to jump').
- In Spanish, a verb infinitive is most any **word that ends in –AR, –ER, or –IR.**

To conjugate an –IR verb, **drop the –IR and add:**

Subject Pronoun	Verb Ending ( <i>Spanish</i> )
yo	<b>-o</b>
tú	<b>-es</b>
él, ella, usted, object (singular)	<b>-e</b>
nosotros	<b>-imos</b>
ellos, ustedes, objects (plural)	<b>-en</b>

Example: **VIVIR**

Subject Pronoun	Verb ( <i>Spanish</i> )	Verb ( <i>English</i> )
yo	viv <b>o</b>	I live
tú	viv <b>es</b>	you (familiar) live
él, ella, usted, object (singular)	viv <b>e</b>	he, she, you (formal), object lives
nosotros	viv <b>imos</b>	we live
ellos, ustedes, objects (plural)	viv <b>en</b>	they, you all (plural), objects live



# El Verbo SABER

SABER = TO KNOW (information)

Subject Pronoun	Verb (Spanish)	Verb (English)
yo	<b>sé</b>	I know
tú	<b>sabes</b>	you (familiar) know
él, ella, usted, object (singular)	<b>sabe</b>	he, she, object knows; you (formal) know
nosotros	<b>sabemos</b>	we know
ellos, ustedes, objects (plural)	<b>saben</b>	they, you all (plural), objects know

form of **SABER** + **que** = To know *that* . . .

In English, we have the option of saying either, "I know **that** he's here somewhere," or simply, "I know he's here somewhere." In Spanish, we do not have that option and **MUST** include the relative pronoun **que** (that).

Example: Yo **sé que** Juan es alto. - I know that Juan is tall. / I know Juan is tall.

form of **SABER** + **verb infinitive** = To know *how* to do something

To say that you know **how** to do something in Spanish, you simply add the infinitive immediately after the conjugated form of **saber**. (Do not add 'como'.)

Example: Yo **sé leer**. - I know how to read.



# El Verbo CONOCER

CONOCER = TO KNOW / TO BE FAMILIAR WITH

Subject Pronoun	Verb (Spanish)	Verb (English)
yo	<b>conozco</b>	I know/am familiar with
tú	<b>conoces</b>	you (familiar) know/are familiar with
él, ella, usted, object (singular)	<b>conoce</b>	he, she, object knows/is familiar with; you (formal) know/are familiar with
nosotros	<b>conocemos</b>	we know/are familiar with
ellos, ustedes, objects (plural)	<b>conocen</b>	they, you all (plural), objects know/are familiar with

*form of*  
**CONOCER** + **a** = To know a person.

When talking about knowing another person (or someone's pet animal – not a stray), the conjugated form of **conocer** will be followed by the personal **a**.

Example: **Yo conozco a María.** - *I know/am familiar with María.*



<i>form of</i> <b>CONOCER</b>
----------------------------------

 + 

<b>location</b>
-----------------

 = To know a place.

To visit is to become familiar. Whether you know a location inside-out (like your hometown) or hardly at all (where you went on a fourth-grade field trip), you will use **conocer**. To indicate how well you know a place, use **muy bien** (very well) or **muy poco** (hardly at all).

Example: Yo **conozco Boise muy bien**. - I know Boise very well. / I am very familiar with Boise.

<i>form of</i> <b>CONOCER</b>
----------------------------------

 + 

<b>noun</b>
-------------

 = To know, be well-versed in an area.

Virtually everybody has at least one area of talent, whether it be cooking, singing, math, Star Wars trivia, etc. Whatever your area(s) of expertise, you **know** that field, and to say so you will use **conocer**.

Example: Yo **conozco el básquetbol**. - I know basketball.



# Los Verbos DAR, SALIR, PONER, TRAER

<b>English Pronouns</b>	<b>Spanish Pronouns</b>	<b>DAR</b> <i>(to give)</i>	<b>SALIR</b> <i>(to leave)</i>	<b>PONER</b> <i>(to put, place)</i>	<b>TRAER</b> <i>(to bring)</i>
I	yo	<b>doy</b>	<b>salgo</b>	<b>pongo</b>	<b>traigo</b>
you	tú	<b>das</b>	<b>sales</b>	<b>pones</b>	<b>traes</b>
he / she / you formal / singular objects	él / ella / usted	<b>da</b>	<b>sale</b>	<b>pone</b>	<b>trae</b>
we	nosotros	<b>damos</b>	<b>salimos</b>	<b>ponemos</b>	<b>traemos</b>
they / you all plural objects	ellos / ustedes	<b>dan</b>	<b>salen</b>	<b>ponen</b>	<b>traen</b>



# Las Cosas para la Mesa

<b>tenedor</b>	fork
<b>cuchara</b>	spoon
<b>cuchillo</b>	fork
<b>plato</b>	plate
<b>tazón</b>	bowl
<b>vaso</b>	glass
<b>taza</b>	cup
<b>servilleta</b>	napkin
<b>mantel</b>	tablecloth



# Adjetivos Comparativos y Superlativos

Making comparisons in Spanish:



Ana es **alta**. – Ana is tall.

Luz es **más alta que** Ana. – Luz is taller than Ana.

Eva es **la** chica **más alta**. – Eva is the tallest girl.

Remember – adjectives must agree in gender and number with the nouns they modify. For example:



Marcos es **alto**. – Marcos is tall.

Luz y María son **más altas que él**. – Luz and María are taller than he.

Eva es **la más alta**. – Eva is the tallest.



1. To say that someone or something is the “most” or the “best in a group, we use **de**.

a. Eva es la chica **más inteligente de** la clase. – *Eva is the smartest girl in the class.*

2. Use **menos** in the same way that you use **más**.

a. Marcos es **menos generoso que** Ana. – *Marcos is less generous than Ana.*

3. The adjectives **bueno, malo, viejo** and **joven** have irregular comparative and superlative forms.

<b>Adjetivo</b>	<b>Comparativo</b>	<b>Superlativo</b>
bueno (good)	mejor (better)	el mejor (best) / los mejores
malo (bad)	peor (worse)	el peor (worst) / los peores
viejo (old)	mayor (older)	el mayor (oldest) / los mayores
joven (young)	menor (younger)	el menor (youngest) / los menores

